


If you have questions about
Obsession Off-Line
please contact
ETC Technical Services
800/775-4382




Electronic Theatre Controls, Inc.
3030 Laura Lane
Middleton, WI 53562

4052M1013




*Obsession Off-Line
Installation Notes*

If you have questions about
Obsession Off-Line
please contact
ETC Technical Services
800/775-4382




Electronic Theatre Controls, Inc.
3030 Laura Lane
Middleton, WI 53562

4052M1013




*Obsession Off-Line
Installation Notes*

If you have questions about
Obsession Off-Line
please contact
ETC Technical Services
800/775-4382



Electronic Theatre Controls, Inc.
3030 Laura Lane
Middleton, WI 53562

4052M1013



*Obsession Off-Line
Installation Notes*

Important...read this

Obsession Off-Line has the following minimum hardware and operating system requirements:

- 386 processor (486 recommended)
- DOS 6.2
- 5 MB available hard drive space
- 6 MB available expanded (EMS) memory
- Color monitor
- Off-Line is incompatible with PC-DOS
- Off-Line is incompatible with versions of SMARTDRV older than 5.0 (5.0 is included with DOS 6.2).
- If you have only 8MB of RAM and SMARTDRV is running in default mode, you must limit the size of SMARTDRV to 512k to leave enough memory for Off-Line to run. See your DOS manual for information on how to do this.
- Windows and Off-Line will not run at the same time
- Windows 3.1 or greater is required to run the Adobe Acrobat Reader for Windows

Important...read this

Obsession Off-Line has the following minimum hardware and operating system requirements:

- 386 processor (486 recommended)
- DOS 6.2
- 5 MB available hard drive space
- 6 MB available expanded (EMS) memory
- Color monitor
- Off-Line is incompatible with PC-DOS
- Off-Line is incompatible with versions of SMARTDRV older than 5.0 (5.0 is included with DOS 6.2).
- If you have only 8MB of RAM and SMARTDRV is running in default mode, you must limit the size of SMARTDRV to 512k to leave enough memory for Off-Line to run. See your DOS manual for information on how to do this.
- Windows and Off-Line will not run at the same time
- Windows 3.1 or greater is required to run the Adobe Acrobat Reader for Windows

Important...read this

Obsession Off-Line has the following minimum hardware and operating system requirements:

- 386 processor (486 recommended)
- DOS 6.2
- 5 MB available hard drive space
- 6 MB available expanded (EMS) memory
- Color monitor
- Off-Line is incompatible with PC-DOS
- Off-Line is incompatible with versions of SMARTDRV older than 5.0 (5.0 is included with DOS 6.2).
- If you have only 8MB of RAM and SMARTDRV is running in default mode, you must limit the size of SMARTDRV to 512k to leave enough memory for Off-Line to run. See your DOS manual for information on how to do this.
- Windows and Off-Line will not run at the same time
- Windows 3.1 or greater is required to run the Adobe Acrobat Reader for Windows

To print a copy of the *Obsession Off-Line QuickGuide*, which provides full instructions for installing all parts of the Off-Line package, follow these steps:

1. Run Windows (3.1 or later).
2. Insert the Acrobat Reader disk.
3. Select RUN from the File menu.
4. Type A:\ACROREAD.EXE [Enter]. Follow the installer's instructions, pressing [Enter] as necessary.
5. Once the reader is installed, double click on the reader's icon to run the program.
6. Insert the Obsession Off-Line QuickGuide disk and use the Reader to open the file OFLNGIDE.PDF.
7. Select PRINT from the File menu to print the *Obsession Off-Line QuickGuide*.
8. The *QuickGuide* provides full instructions for installing all parts of the Obsession Off-Line package.

To print a copy of the *Obsession Off-Line QuickGuide*, which provides full instructions for installing all parts of the Off-Line package, follow these steps:

1. Run Windows (3.1 or later).
2. Insert the Acrobat Reader disk.
3. Select RUN from the File menu.
4. Type A:\ACROREAD.EXE [Enter]. Follow the installer's instructions, pressing [Enter] as necessary.
5. Once the reader is installed, double click on the reader's icon to run the program.
6. Insert the Obsession Off-Line QuickGuide disk and use the Reader to open the file OFLNGIDE.PDF.
7. Select PRINT from the File menu to print the *Obsession Off-Line QuickGuide*.
8. The *QuickGuide* provides full instructions for installing all parts of the Obsession Off-Line package.

To print a copy of the *Obsession Off-Line QuickGuide*, which provides full instructions for installing all parts of the Off-Line package, follow these steps:

1. Run Windows (3.1 or later).
2. Insert the Acrobat Reader disk.
3. Select RUN from the File menu.
4. Type A:\ACROREAD.EXE [Enter]. Follow the installer's instructions, pressing [Enter] as necessary.
5. Once the reader is installed, double click on the reader's icon to run the program.
6. Insert the Obsession Off-Line QuickGuide disk and use the Reader to open the file OFLNGIDE.PDF.
7. Select PRINT from the File menu to print the *Obsession Off-Line QuickGuide*.
8. The *QuickGuide* provides full instructions for installing all parts of the Obsession Off-Line package.